



# Public Engagement Summary

## Understanding Formative Issues

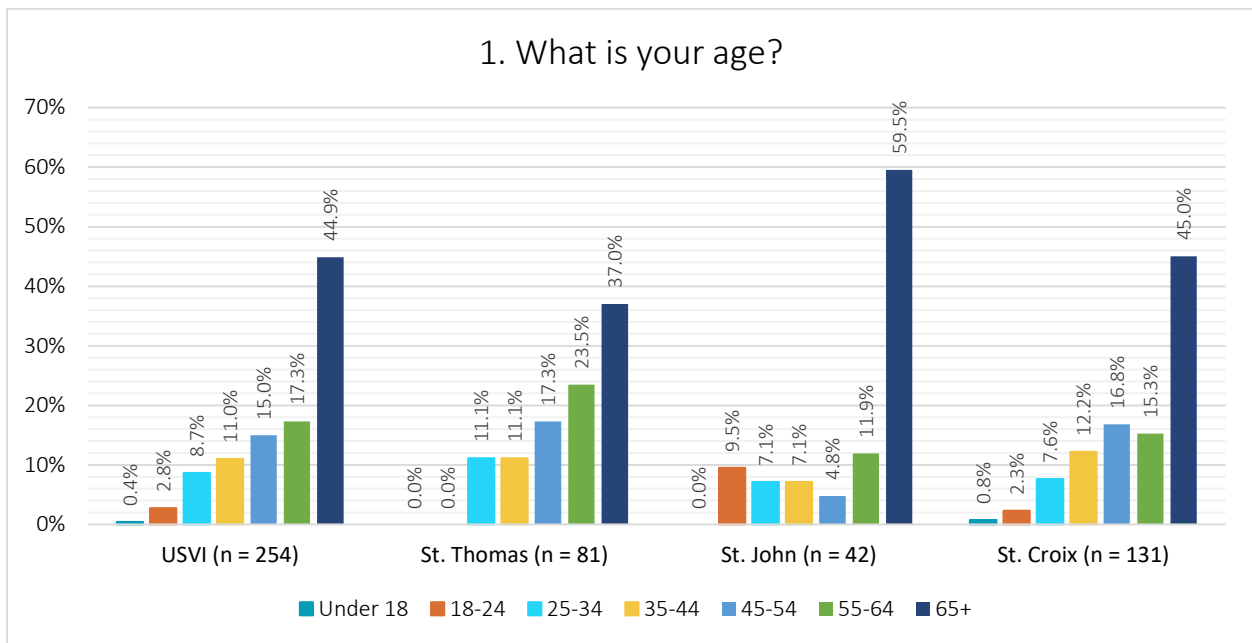
February 28 – March 24, 2023

### Getting to Know You Questions

256 participants provided demographic information in response to the “Getting to Know You” questions included as part of the virtual and in-person Town Hall events. These questions were optional. While the Getting to Know You questions provide immediate feedback on who the virtual and in-person events reached, it also provides a general idea of people from certain areas or backgrounds that have not yet been engaged. For this summary, each written response was transcribed and combined into a dataset of all virtual and in-person Getting To Know You information. Summary information is presented based on which Town Hall event the information was gathered at. Information gathered via the virtual Town Hall event is grouped based on where the participant lives (e.g., someone living on St. Croix is grouped with the St. Croix information). For the purposes of the summary, the single virtual participant who reported living on Water Island is grouped with St. Thomas participants.

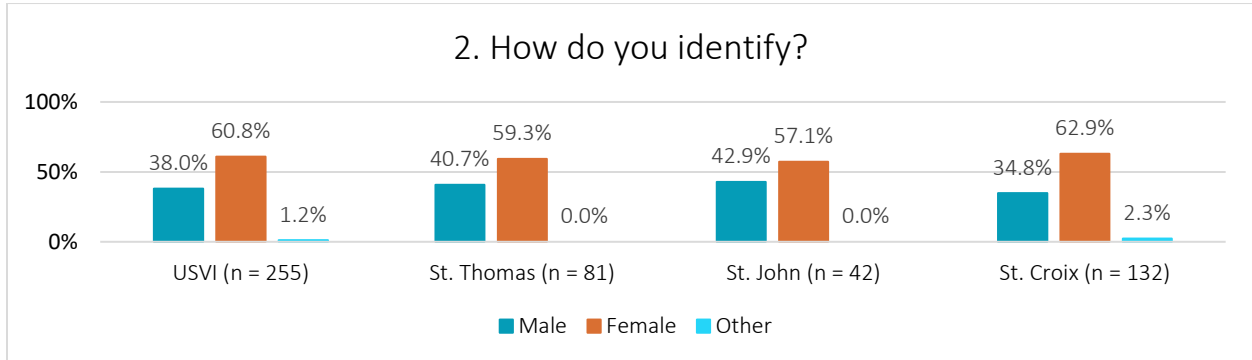
#### Question 1: What is your age?

Participation in the in-person and virtual Town Hall events skewed older. The largest age group of participants on all districts were individuals aged 65 years and older, and a majority were aged 55 years and older. Across the Territory, 44.9% of participants were aged 65 years and older, and 17.3% were 55-64 years old. Younger participants, particularly those 24 years and younger, were less well-represented at the Town Hall events.



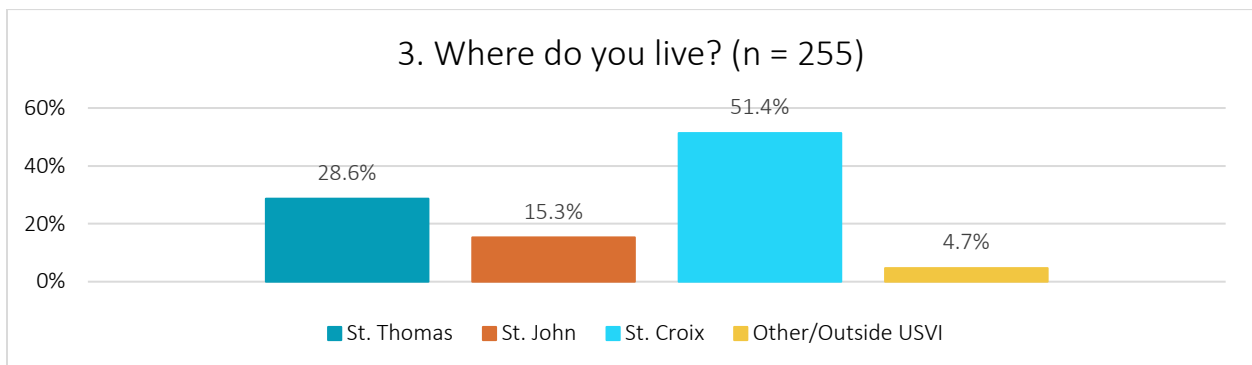
## Question 2: How do you identify?

A majority of participants on all districts identified as female. This trend was particularly pronounced on St. Croix.

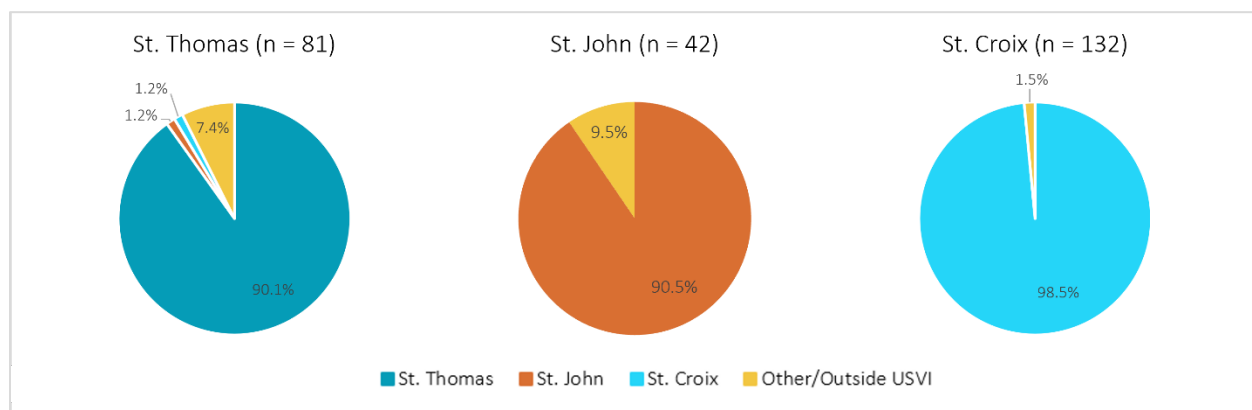


## Question 3: Where do you live?

Over half of all participants reported living on St. Croix. Participants who selected “other/outside USVI” were those that lived in the U.S. Virgin Islands part-time, lived in multiple districts, or were temporarily living in the U.S. Virgin Islands and maintained a primary residence elsewhere.

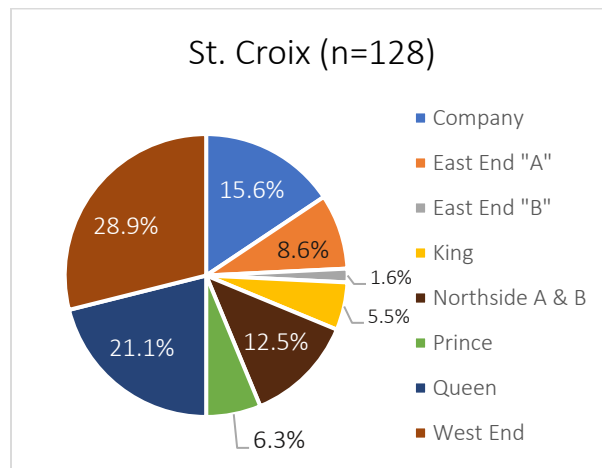
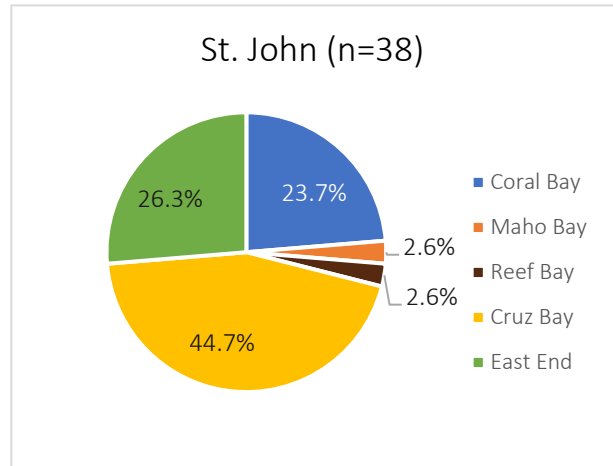
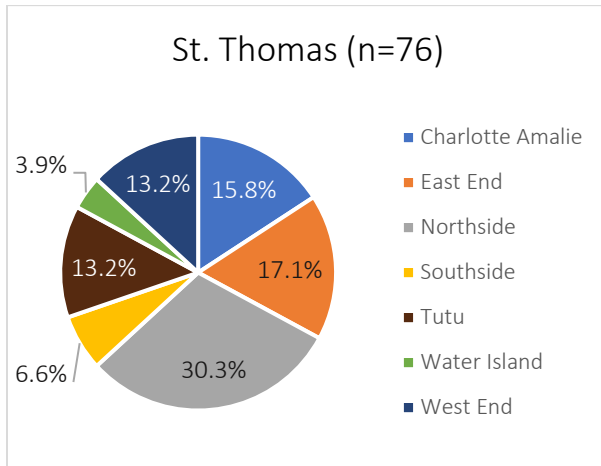


Approximately 90.1%, 90.5%, and 98.5% of participants at the St. Thomas, St. John, and St. Croix Town Hall events reported living on the same island as the event they attended, respectively. Participants who selected “other/outside USVI” at the St. Thomas Town Hall event include those that live on Water Island.



### Question 4: In what estate or neighborhood do you live?

Question 4 was an open-ended question, with participants free to provide as much or as little detail as possible. For the purposes of summarizing the information, responses were sorted based generally on alignment with island estate and quarter names. The quarter information summarized below may include participant information that has been mistakenly sorted into an incorrect estate or quarter due to limited provided detail. Two participants selected two estates on different islands and their information was counted for both identified islands.



Participants represented a geographically diverse array of estates across St. Thomas (32 estates), St. John (13 estates), and St. Croix (59 estates). All other participants did not provide information regarding their estate or neighborhood.

### Question 5: How do you identify your race or ethnicity?

Question 5 was an open-ended question, with participants free to provide as much or as little detail as possible. For the purposes of summarizing the information, responses were sorted based generally on the race and ethnicity classifications used in the Decennial Census of Island Areas, as seen as follows:

Race

One Race

Black or African American (inclusive of Caribbean origin)

White

Asian  
 American Indian and Alaska Native  
 Native Hawaiian and Other Pacific Islander  
 Some Other Race

Two or More Races

Ethnicity

Hispanic or Latino (of any race)  
 Not Hispanic or Latino

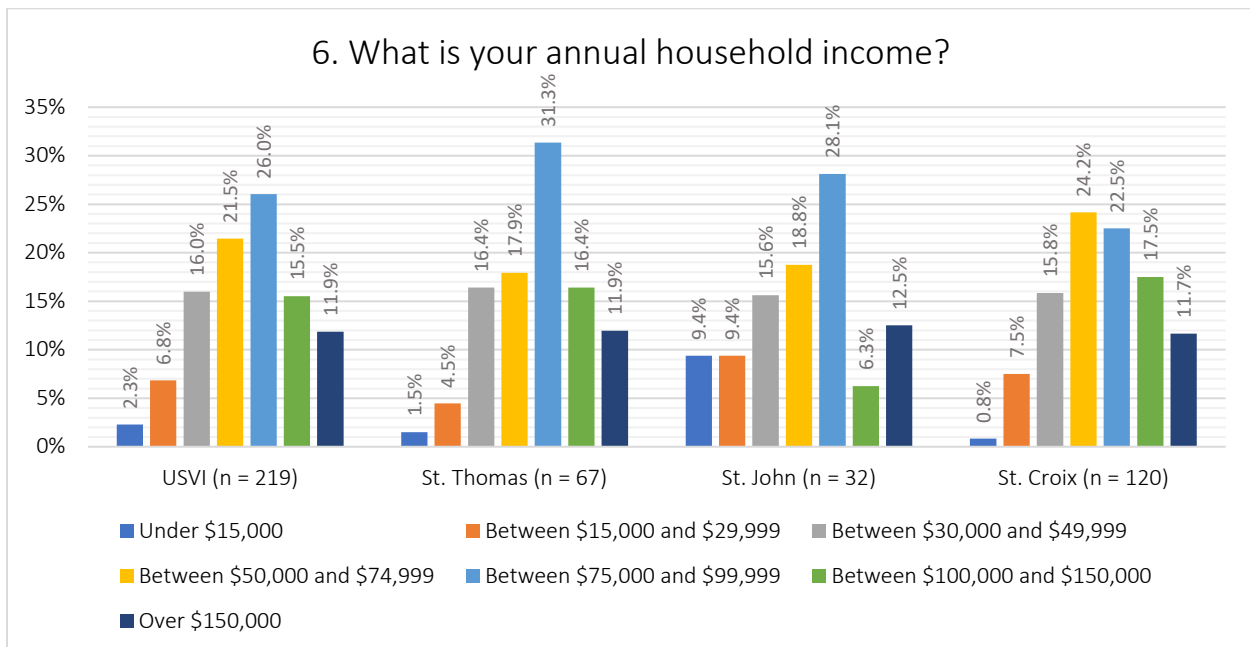
The summary table below may include participant information that has been mistakenly sorted into an incorrect category due to differences in understanding. For example, the Decennial Census of Island Areas considers “U.S. Virgin Islander” to be a sub-category of “Caribbean,” which is itself a sub-category of “Black or African American.” However, it cannot be known with certainty whether a participant self-identifying as “U.S. Virgin Islander” is responding with the same intent as the Decennial Census of Island Areas’ definitions. Note also that percentages by district may not sum to 100% due to rounding.

|                           | USVI<br>(n = 202) | St. Thomas<br>(n = 65) | St. John<br>(n = 28) | St. Croix<br>(n = 109) |
|---------------------------|-------------------|------------------------|----------------------|------------------------|
| One Race                  | 91.1%             | 87.7%                  | 96.4%                | 91.7%                  |
| Black or African American | 51.1%             | 59.7%                  | 12.5%                | 56.7%                  |
| White                     | 32.9%             | 25.4%                  | 71.9%                | 26.7%                  |
| Two or More Races         | 8.2%              | 11.9%                  | 3.1%                 | 7.5%                   |

Related to ethnicity, only 11 participants self-identified as Hispanic or Latino (of any race). Two participants on St. Thomas and 9 participants on St. Croix self-identified as Hispanic or Latino (or any race). All other participants did not provide ethnicity information.

**Question 6: What is your annual household income?**

The breakdown of participants by income bracket ranged across the island.



### Question 7: What is your employment status?

Of the 242 participants across the Territory, most reported being retired (42.0%) or employed full time (56.2%). This trend was seen on all districts. An additional seven participants indicated that they were employed in response to question 7 but did not provide enough information to determine their employment status.

